

**ALL CONTESTS**  
**OUTAGAMIE COUNTY**  
**2022 General Election**

**SUMMARY STATEMENT OF THE BOARD OF CANVASSERS**

The total number of votes cast for the **GOVERNOR / LIEUTENANT GOVERNOR**  
was **86,102**

of which

<b>Tony Evers / Sara Rodriguez</b>	received	<b>39,572</b>
<b>Tim Michels / Roger Roth</b>	received	<b>45,601</b>
<b>Joan Ellis Beglinger /</b>	received	<b>926</b>
<b>Seth Haskin (write-in)</b>	received	<b>3</b>
<b>SCATTERING</b>	received	<b>0</b>

The total number of votes cast for the **ATTORNEY GENERAL**  
was **85,192**

of which

<b>Josh Kaul</b>	received	<b>39,217</b>
<b>Eric Toney</b>	received	<b>45,975</b>
<b>SCATTERING</b>	received	<b>0</b>

The total number of votes cast for the **SECRETARY OF STATE**  
was **84,985**

of which

<b>Doug La Follette</b>	received	<b>36,455</b>
<b>Amy Lynn Loudenbeck</b>	received	<b>45,216</b>
<b>Neil Harmon</b>	received	<b>1,945</b>
<b>Sharyl R. McFarland</b>	received	<b>1,369</b>
<b>SCATTERING</b>	received	<b>0</b>

The total number of votes cast for the **STATE TREASURER**  
was **84,372**

of which

<b>Aaron Richardson</b>	received	<b>35,768</b>
<b>John S. Leiber</b>	received	<b>46,313</b>
<b>Andrew Zuelke</b>	received	<b>2,291</b>
<b>SCATTERING</b>	received	<b>0</b>

The total number of votes cast for the **UNITED STATES SENATOR**

was

**85,727**

of which

<b>Mandela Barnes</b>	received	<b>37,922</b>
<b>Ron Johnson</b>	received	<b>47,805</b>
<b>Adam Paul (write-in)</b>	received	<b>0</b>
<b>SCATTERING</b>	received	<b>0</b>

The total number of votes cast for the **REPRESENTATIVE IN CONGRESS DISTRICT 8**

was

**78,870**

of which

<b>Mike Gallagher</b>	received	<b>55,711</b>
<b>Jacob J. VandenPlas</b>	received	<b>8,396</b>
<b>Robbie Hoffman (write-in)</b>	received	<b>35</b>
<b>Paul David Boucher</b>	received	<b>13,989</b>
<b>Julie Hancock (write-in)</b>	received	<b>739</b>
<b>SCATTERING</b>	received	<b>0</b>

The total number of votes cast for the **STATE SENATOR DISTRICT 1**

was

**9,988**

of which

<b>Andrea Gage-Michaels</b>	received	<b>4,506</b>
<b>André Jacque</b>	received	<b>5,482</b>
<b>SCATTERING</b>	received	<b>0</b>

The total number of votes cast for the **STATE SENATOR DISTRICT 19**

was

**45,793**

of which

<b>Kristin M Alfheim</b>	received	<b>21,379</b>
<b>Rachael Cabral-Guevara</b>	received	<b>24,414</b>
<b>SCATTERING</b>	received	<b>0</b>

The total number of votes cast for the **REPRESENTATIVE TO THE ASSEMBLY DISTRICT 2**

was

**175**

of which

<b>Renee Gasch</b>	received	<b>58</b>
<b>Shae Sortwell</b>	received	<b>117</b>
<b>SCATTERING</b>	received	<b>0</b>

The total number of votes cast for the **REPRESENTATIVE TO THE ASSEMBLY DISTRICT 3**

was

**7,355**

of which

<b>Ron Tusler</b>	received	<b>7,355</b>
<b>SCATTERING</b>	received	<b>0</b>

The total number of votes cast for the **REPRESENTATIVE TO THE ASSEMBLY DISTRICT**  
**4**

was **0**

of which	<b>Derek Teague</b>	received	<b>0</b>
	<b>David Steffen</b>	received	<b>0</b>
	<b>SCATTERING</b>	received	<b>0</b>

The total number of votes cast for the **REPRESENTATIVE TO THE ASSEMBLY DISTRICT**  
**5**

was **18,481**

of which	<b>Joseph Van Deurzen</b>	received	<b>7,351</b>
	<b>Joy Goeben</b>	received	<b>11,130</b>
	<b>SCATTERING</b>	received	<b>0</b>

The total number of votes cast for the **REPRESENTATIVE TO THE ASSEMBLY DISTRICT**  
**6**

was **9,226**

of which	<b>William J. Switalla</b>	received	<b>2,583</b>
	<b>Peter Schmidt</b>	received	<b>5,724</b>
	<b>Dean Neubert (write-in)</b>	received	<b>919</b>
	<b>SCATTERING</b>	received	<b>0</b>

The total number of votes cast for the **REPRESENTATIVE TO THE ASSEMBLY DISTRICT**  
**40**

was **819**

of which	<b>Kevin Petersen</b>	received	<b>634</b>
	<b>Henry Fries</b>	received	<b>185</b>
	<b>SCATTERING</b>	received	<b>0</b>

The total number of votes cast for the **REPRESENTATIVE TO THE ASSEMBLY DISTRICT**  
**55**

was **3,037**

of which	<b>Stefanie A. Holt</b>	received	<b>1,493</b>
	<b>Nate Gustafson</b>	received	<b>1,544</b>
	<b>SCATTERING</b>	received	<b>0</b>

The total number of votes cast for the **REPRESENTATIVE TO THE ASSEMBLY DISTRICT**  
**56**

was **28,585**

of which	<b>Patrick Hayden</b>	received	<b>11,710</b>
	<b>Dave Murphy</b>	received	<b>16,875</b>
	<b>SCATTERING</b>	received	<b>0</b>

The total number of votes cast for the **REPRESENTATIVE TO THE ASSEMBLY DISTRICT 57**

was **14,128**

of which


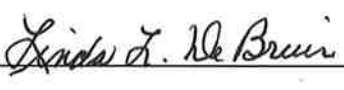

<b>Lee Snodgrass</b>	received	<b>8,920</b>
<b>Andrew Fox</b>	received	<b>5,208</b>
<b>SCATTERING</b>	received	<b>0</b>

### **Certification of the Board of Canvassers**

We, the undersigned, certify that we are the members of the Board of Canvassers for OUTAGAMIE County.

We certify that the attached tabular statement of Votes Cast and Summary Statement of the Board of Canvassers, canvassed and prepared by us, are correct and true as compiled from the original returns made to the OUTAGAMIE County Clerk.

#### **BOARD OF CANVASSERS**

(1)  (2)   
(3) 

(Date) Tuesday, November 15, 2022