







<p>TREE PLANTING BARS \$40 DEPOSIT</p> 	<p>Plant trees quickly and easily with specialized planting bars. The public is welcome to use the tree planting bars by leaving a deposit at our office. Once the tree bar is returned, the deposit will be returned.</p>
<p>CULTIPACKER/ROLLER \$21.10 per day</p>  <p>Tax Exempt Rate: \$20 per day. **Must furnish tax exempt certificate to apply.</p>	<p>This 36" roller can be pulled behind an ATV with a 1^{7/8}" ball. It's used to help assure good seed to soil contact once seed is broadcast. It can also help to break up small dirt clots.</p>
<p>CRIMPER \$21.10 per day</p>  <p>Tax Exempt Rate: \$20 per day. **Must furnish tax exempt certificate to apply.</p>	<p>A trailer is required to haul this unit (at least 48" wide). The crimper is used to "tuck" straw mulch into the soil to help protect new seeding and prevent straw from blowing away. It's designed to be pulled behind an ATV.</p>
<p>PUSH SEEEDER \$10.55 per day</p> 	<p>Heavy-duty, push-type broadcast seeder. Great for grass seed, fertilizer and fluffy prairie seed.</p>
<p>PLOT MASTER 4' WIDE \$158.25 per 2-3 day or weekend</p>  <p>Tax Exempt Rate: \$150 per 2-3 day or weekend **Must furnish tax exempt certificate to apply</p>	<p>For Hauling – Equipment is on a trailer that requires a 2-inch ball hitch and 4 prong light plug. Seeding operation requires an ATV with a 1^{7/8}" ball (minimum 500CC), or unit can be used in conjunction with a 3-point hitch on any tractor. The unit dispenses seed directly behind the area just cultivated rather than</p> <div style="background-color: yellow; border: 1px dashed black; padding: 5px; text-align: center;"> <p><i>The Plot Master is no longer available.</i></p> </div>

*A contract must be signed and payment received in full prior to taking possession of equipment. If requesting tax exemption, complete [WI Sales and Use Tax Exemption Certificate](#) and submit to the LCD along with payment and signed contract.

<p>MULCH SPREADER \$52.75 per half day (4 hours) or \$105.50 per full day (8 hours)</p>  <p>Tax Exempt Rate: \$50.00 per half day (4 hours) or \$100.00 per full day (8 hours) **Must furnish tax exempt certificate to apply.</p>	<p>Apply straw as vegetative mulch at a fast and uniform rate. For towing, vehicle must be equipped with a 2-inch ball rated 6000 lbs. Tow vehicle must be able to support 600 lbs down on its hitch. Machine takes diesel fuel only and needs to be re-filled upon return.</p>
<p>TREE PLANTER (YELLOW) \$79.13/day (24 hours) or \$105.50/weekend (pickup Friday and return Monday)</p>  <p>Tax Exempt Rate: \$75/day (24 hours) or \$100/weekend (pickup Friday and return Monday) **Must furnish tax exempt certificate to apply.</p>	<p>For Hauling – This machine is mounted on a rubber tire trailer which has a 2-inch ball hitch and a four prong standard light hook-up. This planter should be towed no faster than 45 mph using flashers.</p> <p>For Planting – This machine requires a minimum 50 HP tractor with a 3-point hitch. This planter is to be used for planting straight rows. If you try to plant around sharp curves, the machine's coulter and main beam will bend out of shape. You will be held responsible for repairs should this happen. This planter has a wider, heavier planting shoe, and works especially well for larger root hardwoods. Seats two people; plants one row.</p>
<p>TREE PLANTER (GREEN) \$52.75/day (24 hours) or \$79.13/weekend (pickup Friday and return Monday)</p>  <p>Tax Exempt Rate: \$50/day (24 hours) or \$75/weekend (pickup Friday and return Monday) **Must furnish tax exempt certificate to apply.</p>	<p>For Hauling – This machine is mounted on a rubber tire trailer which has a 2-inch ball hitch and a standard four prong trailer light hook-up. This planter should be towed no faster than 45 mph using flashers.</p> <p>For Planting – This machine requires a minimum 40 HP tractor with a 3-point hitch. This planter is to be used for planting straight rows. If you try to plant around sharp curves, the machine's coulter and main beam will bend out of shape. You will be held responsible for repairs should this happen. This planter works best in lighter soils. Seats one person; plants one row.</p>
<p>LAND PRIDE SEEDER (GRASS) \$36.93 for 2 acres and under + \$15.83 each additional acre</p>  <p>Tax Exempt Rate" \$35 minimum charge for 2 acres and under (\$15 each acre after). **Must furnish tax exempt certificate to apply.</p>	<p>A 2-inch ball hitch and standard receiver required for hauling. 6' Land Pride primary seeder has ground driven seed delivery system. The main seed box is equipped with the standard fluted seed cups and agitation to seed most turf grasses, as well as a variety of other seeds from peas to alfalfa. Seeding operation requires a tractor with a 3-point hitch.</p>

*A contract must be signed and payment received in full prior to taking possession of equipment. If requesting tax exemption, complete [WI Sales and Use Tax Exemption Certificate](#) and submit to the LCD along with payment and signed contract.